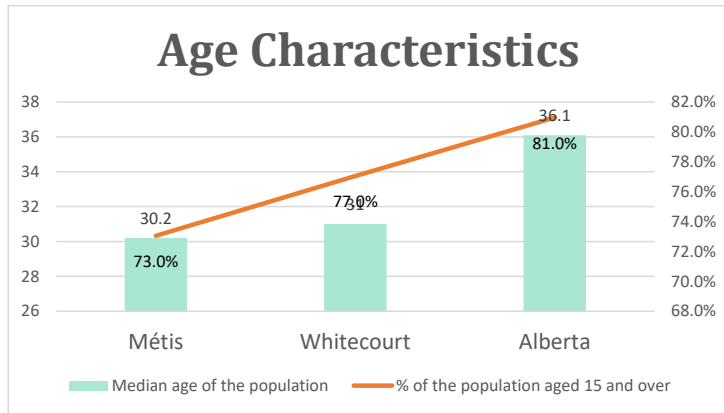


# Whitecourt, AB

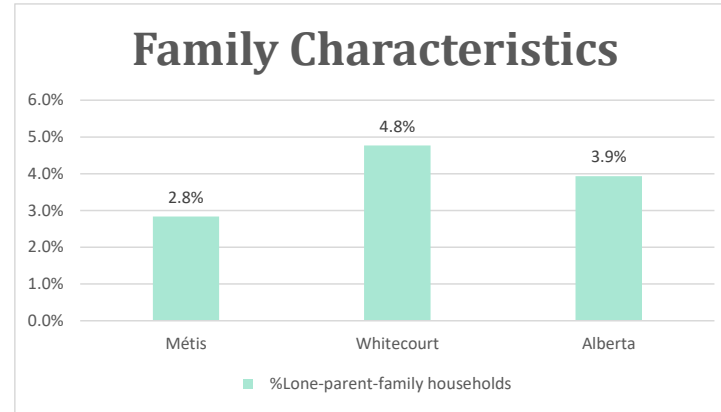
Geo\_Code: 4813030

(Source: National Household survey 2011)

The total population reported with Métis single identity is 705 (Total Métis household is 410), representing 54% of Aboriginal people, accounting for 7.4% of the total population in Whitecourt.

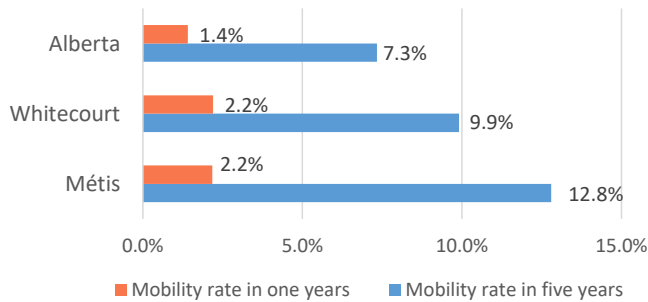


For Métis single identity population, the median age is 30.2 years old, with 73.0% of the population aged 15 and over. As for the total population, the median age is 31.0 in Whitecourt and 36.1 years old in Alberta, with 77.0% and 81.0% population aged 15 and over respectively.



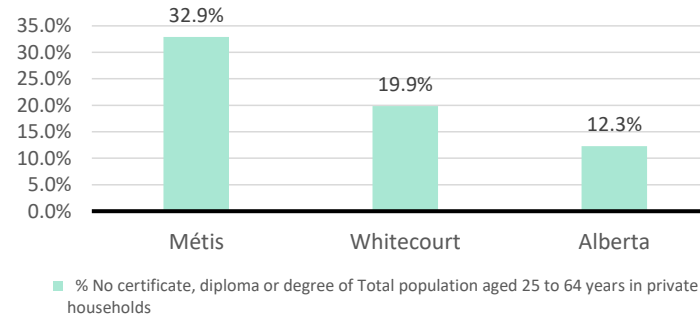
The number of Métis single lone parents household is 20, accounting for 2.8% of the total Métis single private households.

## Mobility



15 Métis households moved in last year (2.2%), 80 Métis households moved in the past 5 years (12.8%).

## Education



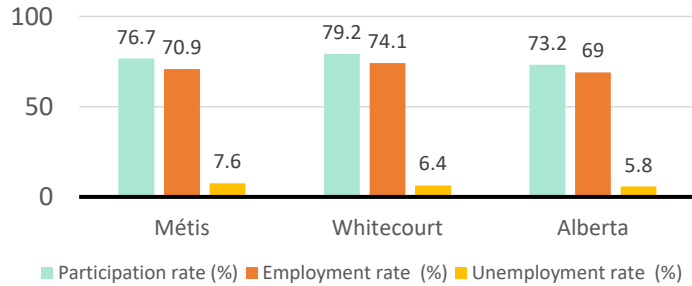
For population aged from 25 to 64 years, 32.9% Métis compared to 19.9% in Whitecourt and 12.3% in Alberta have no certificate, diploma or degree.

For Métis aged from 25 to 34, no Métis reported have no certificate, diploma or degree.

# Whitecourt, AB

## Labor Force & Housing Statistics

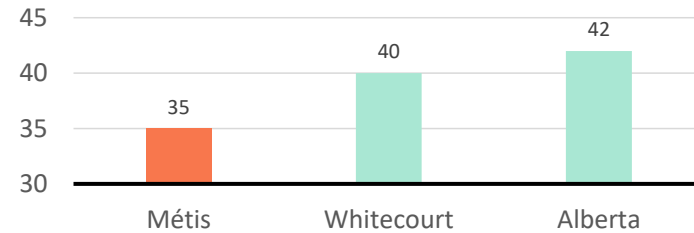
### Labour Force Status



Métis participation rate is 76.7%, employment rate is 70.9%, and unemployment rate is 7.6%.

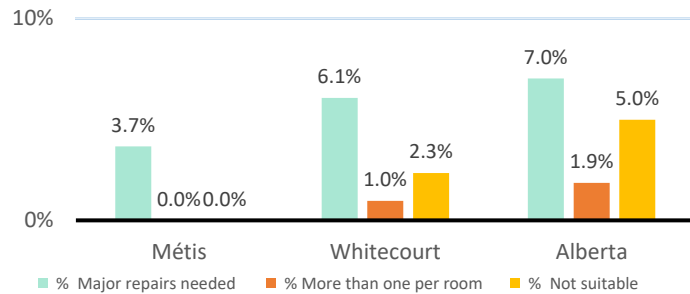
While the participation rate is lower compared with total population in Whitecourt and higher than Alberta (79.2% and 73.2%), unemployment rate is higher.

### Average Weeks Worked in 2010



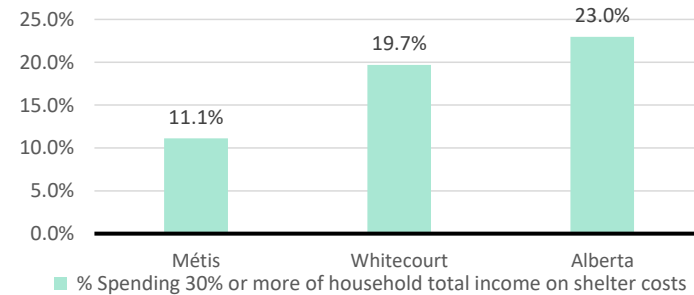
The average weeks worked in 2010 is 35.0 weeks.

### Household Characteristics



There are 410 private dwellings occupied by a Métis single household, out of which 3.7% need major repairs, no Métis household reported have more than one person per room, and no Métis household reported to be not suitable.

### Shelter Costs



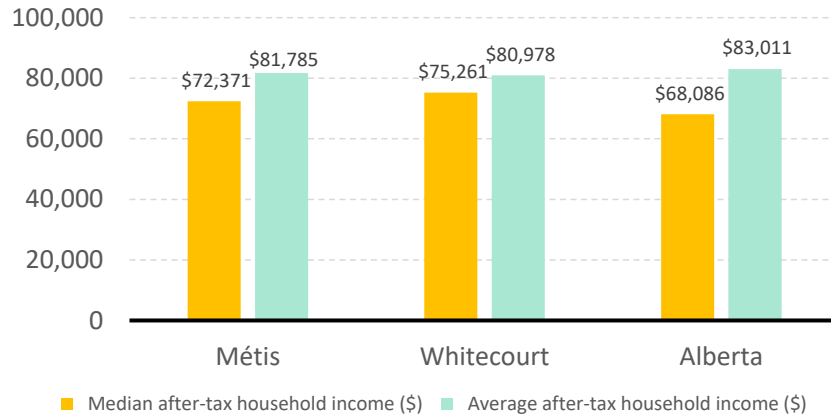
The number of Métis households spending 30% or more of household total income on shelter costs is 45, which is 11.1%

of the total private dwellings occupied by a Métis household, compared to 19.7% of the total population in Whitecourt and 23.0% of the total population in Alberta.

# Whitecourt, AB

## Income

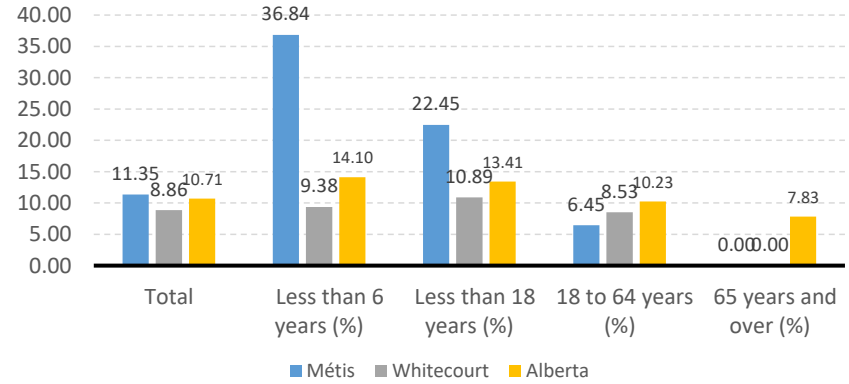
After-Tax Income of Households in 2010



For Métis singles, median after-tax household income is \$72,371, and average after-tax household income is

\$81,785. Métis has lower median and higher average after-tax income than Whitecourt, and higher median and lower average after-tax income than Alberta.

Prevalence of Low Income in 2010 Based On After-Tax Low-Income Measure (%)



The prevalence of low income based on after-tax low-income measure is 11.35%.

The percentage of low income is 22.45% for people less than 18 years old, 36.84% for people less than 6 years old, 6.45% for people from 18 to 64 years old, and 0.00% for people over 65 years old.