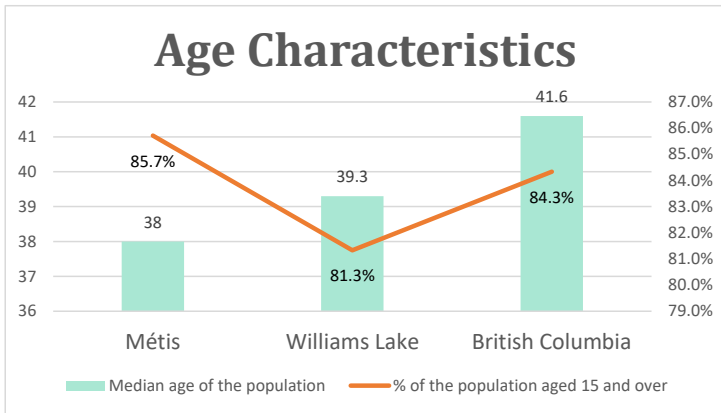


# Williams Lake, BC

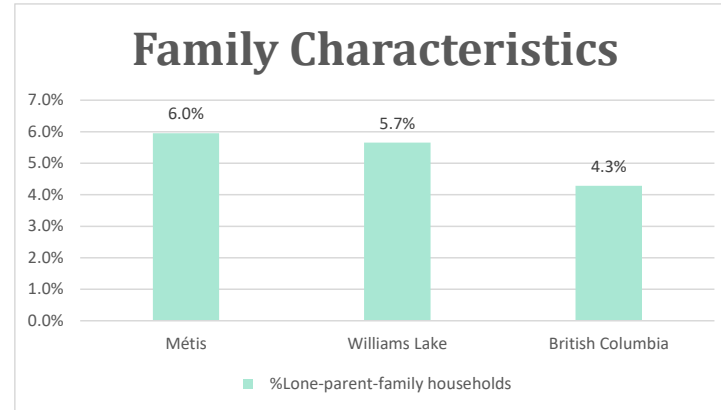
Geo\_Code: 5941009

(Source: National Household survey 2011)

The total population reported with Métis single identity is 420 (Total Métis household is 305), representing 20% of Aboriginal people, accounting for 4.0% of the total population in Williams Lake.

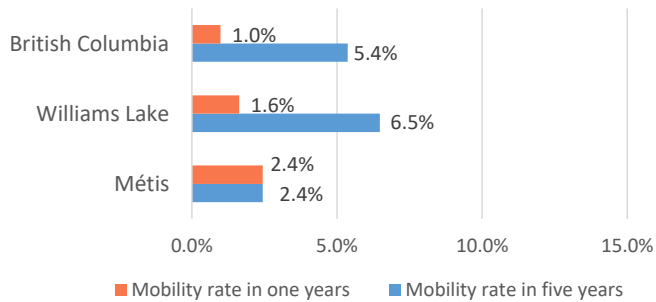


For Métis single identity population, the median age is 38.0 years old, with 85.7% of the population aged 15 and over. As for the total population, the median age is 39.3 in Williams Lake and 41.6 years old in British Columbia, with 81.3% and 84.3% population aged 15 and over respectively.



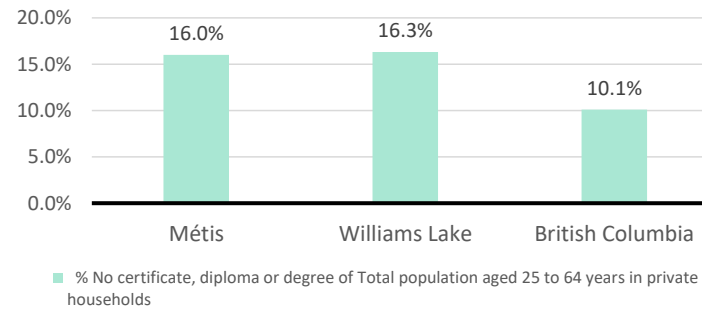
The number of Métis single lone parents household is 25, accounting for 6.0% of the total Métis single private households.

## Mobility



10 Métis households moved in last year (2.4%), 10 Métis households moved in the past 5 years (2.4%).

## Education



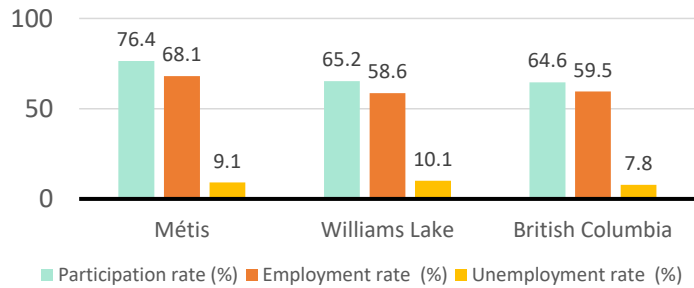
For population aged from 25 to 64 years, 16.0% Métis compared to 16.3% in Williams Lake and 10.1% in British Columbia have no certificate, diploma or degree.

For Métis aged from 25 to 34, no Métis reported have no certificate, diploma or degree.

# Williams Lake, BC

## Labor Force & Housing Statistics

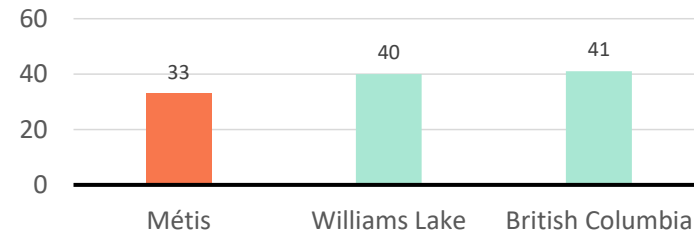
### Labour Force Status



Métis participation rate is 76.4%, employment rate is 68.1%, and unemployment rate is 9.1%.

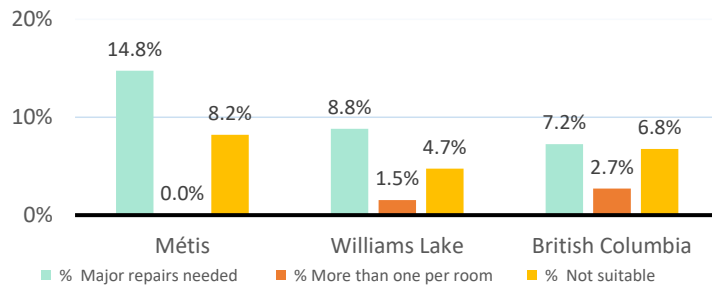
While the participation rate is higher compared with total population in Williams Lake and British Columbia (65.2% and 64.6%), unemployment rate is lower than Williams Lake and higher than British Columbia.

### Average Weeks Worked in 2010



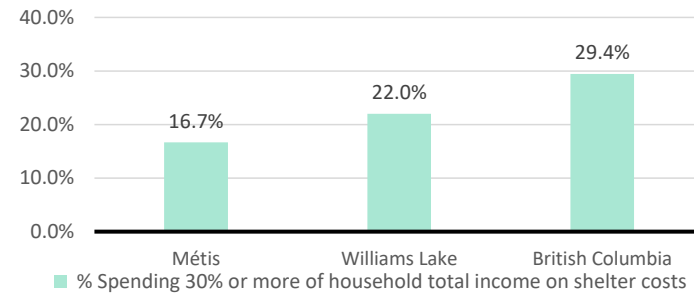
The average weeks worked in 2010 is 33.0 weeks.

### Household Characteristics



There are 305 private dwellings occupied by a Métis single household, out of which 14.8% need major repairs, no Métis household reported have more than one person per room, and 8.2% Métis household reported to be not suitable.

### Shelter Costs



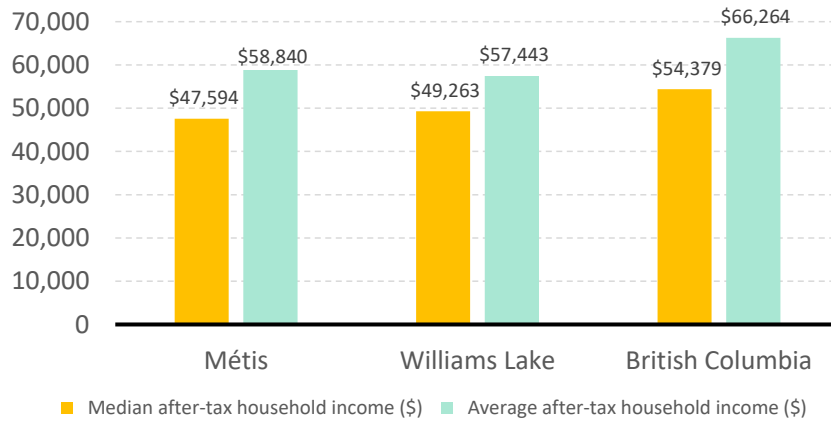
The number of Métis households spending 30% or more of household total income on shelter costs is 50, which is 16.7%

of the total private dwellings occupied by a Métis household, compared to 22.0% of the total population in Williams Lake and 29.4% of the total population in British Columbia.

# Williams Lake, BC

## Income

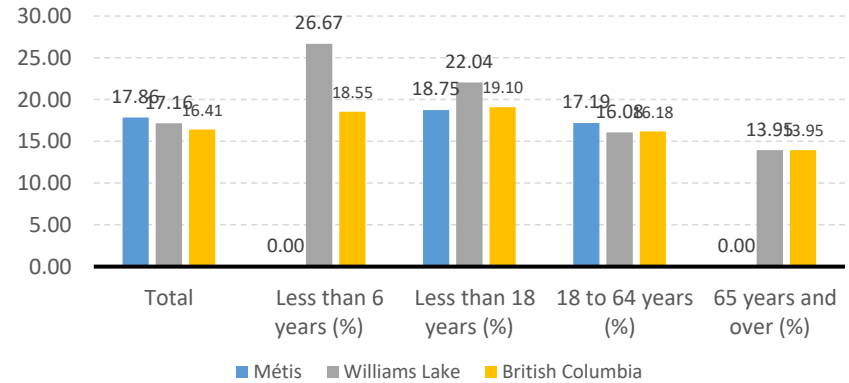
After-Tax Income of Households in 2010



For Métis singles, median after-tax household income is \$47,594, and average after-tax household income is

\$58,840. Métis has lower median and higher average after-tax income than Williams Lake, and lower median and average after-tax income than British Columbia.

Prevalence of Low Income in 2010 Based On After-Tax Low-Income Measure (%)



The prevalence of low income based on after-tax low-income measure is 17.86%.

The percentage of low income is 18.75% for people less than 18 years old, 0.00% for people less than 6 years old, 17.19% for people from 18 to 64 years old, and 0.00% for people over 65 years old.